



ATUL LTD

Atul 396020, Gujarat, India
Telephone: (+91 2632) 230000 | 233261-5 Telefax: (+91 2632) 233639
CIN : L99999GJ1975PLC002859
Email: lalit_patni@atul.co.in Website: www.atul.co.in

SEC:StockEx.3|4

April 08, 2016

The Company Secretary
Bombay Stock Exchange Limited
Phiroze Jeejeebhoy Towers
Dalal Street, Mumbai 400 001

BSE Listing

The Manager
Listing Department
National Stock Exchange of India Limited
"Exchange Plaza"C-1, Block G
Bandra-Kurla Complex
Bandra (East)
Mumbai 400051

NEAPS

Dear Sirs:

**Sub. : Statement showing shareholding pattern for the Quarter ended
March 31, 2016**


**Ref. : Regulation 31 of the SEBI (Listing Obligations and Disclosure
Requirements) Regulations, 2015**

Pursuant to Regulation 31 of the SEBI (Listing Obligations and Disclosure Requirements) Regulations, 2015, we are forwarding herewith Statement showing shareholding pattern of the Company for the Quarter ended March 31, 2016, in the prescribed format.

Kindly take the above on record.

Thank you,

Yours faithfully
FOR ATUL LTD


Lalit Patni
Company Secretary and
Chief Compliance Officer

Encl. : as above



LALBHAI GROUP

Registered Office: Atul House, G I Patel Marg, Ahmedabad 380014, Gujarat, India
Telephone: (+91 79) 26460520 | 26461294 | 26463706 | Telefax: (+91 79) 26404111

Shareholding Pattern under Regulation 31 of SEBI (Listing Obligations and Disclosure Requirements) Regulations, 2015

1	Name of Listed Entity: Atul Ltd
2	Scrip Code/Name of Scrip/Class of Security: 500027 / Atul Ltd / Equity
3	Share Holding Pattern Filed under: Reg. 31(1)(a)/Reg. 31(1)(b)/Reg.31(1)(c)
	a. If under 31(1)(b) then indicate the report for Quarter ending: 31.03.2016
	b. If under 31(1)(c) then indicate date of allotment/extinguishment
4	Declaration: The Listed entity is required to submit the following declaration to the extent of submission of information:-

	Particulars	Yes*	No*
1	Whether the Listed Entity has issued any partly paid up shares?		No
2	Whether the Listed Entity has issued any Convertible Securities or Warrants?		No
3	Whether the Listed Entity has any shares against which depository receipts are issued?		No
4	Whether the Listed Entity has any shares in locked-in?		No
5	Whether any shares held by promoters are pledge or otherwise encumbered?	Yes	

* If the Listed Entity selects the option 'No' for the questions above, the columns for the partly paid up shares, Outstanding Convertible Securities/Warrants, depository receipts, locked-in shares, No of shares pledged or otherwise encumbered by promoters, as applicable, shall not be displayed at the time of dissemination on the Stock Exchange website. Also wherever there is 'No' declared by Listed Entity in above table the values will be considered as 'Zero' by default on submission of the format of holding of specified securities.

GENERATED ON : 02/04/2016

NSDL : 31/03/2016

CDSL : 31/03/2016



Atul Ltd


Table I - Summary Statement holding of specified securities

Category	Category of shareholder	No of shareholders	No of fully paid up equity shares held	No of Partly paid-up equity shares held	No of shares underlying Depository Receipts	Total nos of shares held	Shareholding as a % of total no of shares (calculated as per SCRR, 1957)	Number of Voting Rights held in each class of securities			No of Shares Underlying Outstanding convertible securities (including Warrants)	Shareholding as a % assuming full conversion of convertible securities (as a percentage of diluted share capital)	Number of Locked in shares		Number of Shares pledged or otherwise encumbered		Number of equity shares held in dematerialised form	
								No of Voting Rights					Total as a % of (A+B+C)	No (a)	As a % of total Shares held (b)	No (a)		As a % of total Shares held (b)
								Class eg: X	Class eg: y	Total								
(I)	(II)	(III)	(IV)	(V)	(VI)	(VII) = (IV)+(V)+ (VI)	(VIII) As a % of (A+B+C2)	(IX)			(X)	(XI)= (VII)+(X) As a % of (A+B+C2)	(XII)		(XIII)		(XIV)	
(A)	Promoter & Promoter Group	47	15112102	0	0	15112102	50.9481	0	0	0	0.0000	0	0.0000	0	0.0000	980000	6.4849	15112102
(B)	Public	28851	14549631	0	0	14549631	49.0519	0	0	0	0.0000	0	0.0000	0	0.0000	0	0.0000	13664200
(C)	Non Promoter - Non Public					0		0	0	0	0.0000	0	0.0000	0	0.0000	0	0.0000	0
(C1)	Shares Underlying DRs	0	0	0	0	0	0.0000	0	0	0	0.0000	0	0.0000	0	0.0000	0	0.0000	0
(C2)	Shares Held By Employee Trust	0	0	0	0	0	0.0000	0	0	0	0.0000	0	0.0000	0	0.0000	0	0.0000	0
	Total	28898	29661733	0	0	29661733	100.0000	0	0	0	0.0000	0	0.0000	0	0.0000	980000	3.3039	28776302

GENERATED ON : 02/04/2016

NSDL : 31/03/2016


CDSL : 31/03/2016



Atul Ltd

Table II (I)(a) - Statement showing shareholding pattern of the Promoter and Promoter Group

Category	Category of shareholder	PAN	No of shareholders	No of fully paid up equity shares held	No of Partly paid-up equity shares held	No of shares underlying Depository Receipts	Total nos of shares held	Shareholding as a % of total no of shares (calculated as per SCRR, 1957)	Number of Voting Rights held in each class of securities			No of Shares Underlying Outstanding convertible securities (including Warrants)	Shareholding as a % assuming full conversion of convertible securities (as a percentage of diluted share capital)	Number of Locked in shares		Number of Shares pledged or otherwise encumbered		Number of equity shares held in dematerialised form	
									No of Voting Rights		Total as a % of (A+B+C)			No (a)	As a % of total Shares held (b)	No (a)	As a % of total Shares held (b)		
									Class eg: X	Class eg: y									Total
	(I)	(II)	(III)	(IV)	(V)	(VI)	(VII) = (IV)+(V) + (VI)	(VIII) As a % of (A+B+C2)	(IX)			(X)	(XI) = (VII)+(X) As a % of (A+B+C2)	(XII)		(XIII)		(XIV)	
1	Indian																		
(a)	Individuals / Hindu Undivided Family		31	854316	0	0	854316	2.8802	0	0	0	0.0000	0	0.0000	0	0.0000	0	0.0000	854316
1	LALBHAI SHRENIKHBHAI KASTURBHAI	AAHL3038H	1	100	0	0	100	0.0003	0	0	0	0.0000	0	0.0000	0	0.0000	0	0.0000	100
2	SAMVEGBHAI ARVINDBHAI	AADHS4752A	1	114943	0	0	114943	0.3875	0	0	0	0.0000	0	0.0000	0	0.0000	0	0.0000	114943
3	JAYSHREEBEN SANJAYBHAI LALBHAI	AADPL4080A	1	100	0	0	100	0.0003	0	0	0	0.0000	0	0.0000	0	0.0000	0	0.0000	100
4	SUNIL SIDDHARTH	AAFHS8242F	1	31544	0	0	31544	0.1063	0	0	0	0.0000	0	0.0000	0	0.0000	0	0.0000	31544
5	SUNIL SIDDHARTH LALBHAI	AAFPL0691R	1	43193	0	0	43193	0.1456	0	0	0	0.0000	0	0.0000	0	0.0000	0	0.0000	43193
6	RAJIVBHAI CHINUBHAI LALBHAI	AAFPL0692N	2	1225	0	0	1225	0.0041	0	0	0	0.0000	0	0.0000	0	0.0000	0	0.0000	1225
7	SAMVEGBHAI ARVINDBHAI LALBHAI	AAFPL5537L	2	206030	0	0	206030	0.6946	0	0	0	0.0000	0	0.0000	0	0.0000	0	0.0000	206030
8	SHETH NAROTTAMBHAI LALBHAI	AAGHS1303E	1	495	0	0	495	0.0017	0	0	0	0.0000	0	0.0000	0	0.0000	0	0.0000	495
9	TARAL S LALBHAI	AAAYPL1610K	1	50022	0	0	50022	0.1686	0	0	0	0.0000	0	0.0000	0	0.0000	0	0.0000	50022
10	PUNIT SANJAYBHAI	ABBPL1387R	1	100	0	0	100	0.0003	0	0	0	0.0000	0	0.0000	0	0.0000	0	0.0000	100
11	SWATI S LALBHAI	ABBPL6609G	1	59593	0	0	59593	0.2009	0	0	0	0.0000	0	0.0000	0	0.0000	0	0.0000	59593
12	VIMLA S LALBHAI	ABCPL6407D	3	54591	0	0	54591	0.1840	0	0	0	0.0000	0	0.0000	0	0.0000	0	0.0000	54591
13	SANJAYBHAI SHRENIKHBHAI LALBHAI	ABCPL6596P	7	44212	0	0	44212	0.1491	0	0	0	0.0000	0	0.0000	0	0.0000	0	0.0000	44212
14	HANSABEN NIRANJANBHAI LALBHAI	ABCPL8306R	3	97374	0	0	97374	0.3283	0	0	0	0.0000	0	0.0000	0	0.0000	0	0.0000	97374
15	ANAMIKABEN SAMVEGBHAI LALBHAI	ABCPL8307Q	1	47199	0	0	47199	0.1591	0	0	0	0.0000	0	0.0000	0	0.0000	0	0.0000	47199
16	KULIN SANJAYBHAI	ACAPL2339K	1	100	0	0	100	0.0003	0	0	0	0.0000	0	0.0000	0	0.0000	0	0.0000	100
17	ASTHA LALBHAI	ACPL8308R	1	16800	0	0	16800	0.0566	0	0	0	0.0000	0	0.0000	0	0.0000	0	0.0000	16800
18	SAUMYA SAMVEGBHAI LALBHAI	ACTPL6583C	1	82695	0	0	82695	0.2788	0	0	0	0.0000	0	0.0000	0	0.0000	0	0.0000	82695
19	NISHTHA SUNILBHAI LALBHAI	AIYPL9068P	1	4000	0	0	4000	0.0135	0	0	0	0.0000	0	0.0000	0	0.0000	0	0.0000	4000
(b)	Central Government / State Government(s)		0	0	0	0	0	0.0000	0	0	0	0.0000	0	0.0000	0	0.0000	0	0.0000	0
(c)	Financial Institutions / Banks		0	0	0	0	0	0.0000	0	0	0	0.0000	0	0.0000	0	0.0000	0	0.0000	0
(d)	Any Other (Specify)		0	0	0	0	0	0.0000	0	0	0	0.0000	0	0.0000	0	0.0000	0	0.0000	0
(e)	Bodies Corporate		16	14257786	0	0	14257786	48.0679	0	0	0	0.0000	0	0.0000	0	0.0000	980000	6.8734	14257786
1	AAYOJAN RESOURCES PRIVATE LTD	AAACA3895Q	1	593000	0	0	593000	1.9992	0	0	0	0.0000	0	0.0000	0	0.0000	0	0.0000	593000
2	AAGAM HOLDINGS PRIVATE LIMITED	AAACA3899C	1	6800496	0	0	6800496	22.9268	0	0	0	0.0000	0	0.0000	0	0.0000	0	0.0000	6800496
3	ANUSANDHAN INVESTMENTS LIMITED	AAACA4013C	1	233000	0	0	233000	0.7855	0	0	0	0.0000	0	0.0000	0	0.0000	0	0.0000	233000
4	ANSHUMAN HOLDINGS PRIVATE LIMITED	AAACA9597K	1	11825	0	0	11825	0.0399	0	0	0	0.0000	0	0.0000	0	0.0000	0	0.0000	11825
5	AKSHITA HOLDINGS PRIVATE LIMITED	AAACA9600M	1	456784	0	0	456784	1.5400	0	0	0	0.0000	0	0.0000	0	0.0000	0	0.0000	456784
6	AEON INVESTMENTS PRIVATE LIMITED	AAACA9605Q	2	1764383	0	0	1764383	5.9483	0	0	0	0.0000	0	0.0000	0	0.0000	0	0.0000	1764383
7	ARVIND BRANDS LIMITED	AAACE4173D	1	430000	0	0	430000	1.4497	0	0	0	0.0000	0	0.0000	0	0.0000	430000	100.0000	430000
8	ARVIND LIMITED	AABCA2398D	1	648641	0	0	648641	2.1868	0	0	0	0.0000	0	0.0000	0	0.0000	0	0.0000	648641
9	ADHIGAM INVESTMENTS PVT LTD	AABCA2703J	1	432757	0	0	432757	1.4590	0	0	0	0.0000	0	0.0000	0	0.0000	0	0.0000	432757
10	ASMAN INVESTMENTS LIMITED	AABCA5968R	1	125000	0	0	125000	0.4214	0	0	0	0.0000	0	0.0000	0	0.0000	0	0.0000	125000
11	ADHINAMI INVESTMENTS PRIVATE LIMITED	AABCA7790D	1	447755	0	0	447755	1.5095	0	0	0	0.0000	0	0.0000	0	0.0000	0	0.0000	447755
12	AURA SECURITIES PRIVATE LIMITED	AABCT4637N	1	1614045	0	0	1614045	5.4415	0	0	0	0.0000	0	0.0000	550000	0.0000	34.0759	1614045	
13	SHALVA INVESTMENTS PRIVATE LIMITED	AACCS9623C	1	500000	0	0	500000	1.6857	0	0	0	0.0000	0	0.0000	0	0.0000	0	0.0000	500000
14	ASHINI INVESTMENTS PVT LTD	AAECA2297A	1	200000	0	0	200000	0.6743	0	0	0	0.0000	0	0.0000	0	0.0000	0	0.0000	200000



15	ARVIND J & M LIMITED	AAOCA0655N	1	100	0	0	100	0.0003	0	0	0	0.0000	0	0.0000	0	0.0000	0	0.0000	100
	Sub Total (A)(1)		47	15112102	0	0	15112102	50.9481	0	0	0	0	0	0	0	0	980000	6.4849	15112102
2	Foreign																		
(a)	Individuals (Non-Resident Individuals / Foreign Individuals)		0	0	0	0	0	0.0000	0	0	0	0.0000	0	0.0000	0	0.0000	0	0.0000	0
(b)	Government		0	0	0	0	0	0.0000	0	0	0	0.0000	0	0.0000	0	0.0000	0	0.0000	0
(c)	Institutions		0	0	0	0	0	0.0000	0	0	0	0.0000	0	0.0000	0	0.0000	0	0.0000	0
(d)	Foreign Portfolio Investor		0	0	0	0	0	0.0000	0	0	0	0.0000	0	0.0000	0	0.0000	0	0.0000	0
(e)	Any Other (Specify)		0	0	0	0	0	0.0000	0	0	0	0.0000	0	0.0000	0	0.0000	0	0.0000	0
	Sub Total (A)(2)		0	0	0	0	0	0.0000	0	0	0	0.0000	0	0.0000	0	0.0000	0	0.0000	0
	Total Shareholding of Promoter and Promoter Group (A)= (A)(1)+(A)(2)		47	15112102	0	0	15112102	50.9481	0	0	0	0.0000	0	0.0000	0	0.0000	980000	6.4849	15112102

Details of Shares which remain unclaimed may be given hear along with details such as number of shareholders, outstanding shares held in demat/unclaimed suspense account, voting rights which are frozen etc.

Note:

- (1) PAN would not be displayed on website of Stock Exchange(s)
- (2) The term 'Encumbrance' has the same meaning as assigned under regulation 28(3) of SEBI (Substantial Acquisition of Shares and Takeovers) Regulations, 2011.

GENERATED ON : 02/04/2016

NSDL : 31/03/2016

CDSL : 31/03/2016



Table III - Statement showing shareholding pattern of the Public shareholder

Category	Category of shareholder	PAN	No of share-holders	No of fully paid up equity shares held	No of Partly paid-up equity shares held	No of shares underlying Depository Receipts	Total nos of shares held	Shareholding as a % of total no of shares (calculated as per SCRR, 1957)	Number of Voting Rights held in each class of securities			No of Shares Underlying Outstanding convertible securities (including Warrants)	Shareholding as a % assuming full conversion of convertible securities (as a percentage of diluted share capital)	Number of Locked in shares		Number of Shares pledged or otherwise encumbered		Number of equity shares held in dematerialised form	
									No of Voting Rights					Total as a % of (A+B+C)	No (a)	As a % of total Shares held (b)	No (a)		As a % of total Shares held (b)
									Class eg: X	Class eg: y	Total								
(I)	(II)	(III)	(IV)	(V)	(VI)	(VII) = (IV)+(V)+ (VI)	(VIII) As a % of (A+B+C2)	(IX)			(X)	(XI)= (VII)+(X) As a % of (A+B+C2)	(XII)		(XIII)	(XIV)			
1	Institutions																		
(a)	Mutual Fund		44	3549478	0	0	3549478	11.9665	0	0	0	0.0000	0	0.0000	0	0.0000	NA	3549028	
1	DSP BLACKROCK MICRO CAP FUND	AAAJD0430B	1	437855	0	0	437855	1.4762	0	0	0	0.0000	0	0.0000	0	0.0000	NA	437855	
2	RELIANCE CAPITAL TRUSTEE CO LTD-A/C RELIANCE MID & SMALL CAP FUND	AAATR0090B	1	378659	0	0	378659	1.2766	0	0	0	0.0000	0	0.0000	0	0.0000	NA	378659	
3	FRANKLIN INDIA SMALLER COMPANIES FUND	AAATT4931H	1	354620	0	0	354620	1.1955	0	0	0	0.0000	0	0.0000	0	0.0000	NA	354620	
4	DSP BLACKROCK SMALL AND MID CAP FUND	AAAJD0430B	1	336245	0	0	336245	1.1336	0	0	0	0.0000	0	0.0000	0	0.0000	NA	336245	
5	RELIANCE CAPITAL TRUSTEE CO. LTD-A/C RELIANCE SMALL CAP FUND	AAATR0090B	1	300378	0	0	300378	1.0127	0	0	0	0.0000	0	0.0000	0	0.0000	NA	300378	
6	DSP BLACKROCK EQUITY FUND	AAAJD0430B	1	321704	0	0	321704	1.0846	0	0	0	0.0000	0	0.0000	0	0.0000	NA	321704	
(b)	Venture Capital Funds		0	0	0	0	0	0.0000	0	0	0	0.0000	0	0.0000	0	0.0000	NA	0	
(c)	Alternate Investment Funds		0	0	0	0	0	0.0000	0	0	0	0.0000	0	0.0000	0	0.0000	NA	0	
(d)	Foreign Venture Capital Investors		0	0	0	0	0	0.0000	0	0	0	0.0000	0	0.0000	0	0.0000	NA	0	
(e)	Foreign Portfolio Investor (FII)		26	1619839	0	0	1619839	5.4610	0	0	0	0.0000	0	0.0000	0	0.0000	NA	1618939	
1	SAIF ADVISORS MAURITIUS LIMITED A/C SAIF INDIA IV FII HOLDINGS LIMITED	AAPCS8227B	1	806493	0	0	806493	2.7190	0	0	0	0.0000	0	0.0000	0	0.0000	NA	806493	
2	GOVERNMENT PENSION FUND GLOBAL	AACCN1454E	1	312747	0	0	312747	1.0544	0	0	0	0.0000	0	0.0000	0	0.0000	NA	312747	
3	KOTAK MAHINDRA (UK) LTD A/C INDIA MIDCAP (MAURITIUS) LTD	AACCI2898H	1	322068	0	0	322068	1.0858	0	0	0	0.0000	0	0.0000	0	0.0000	NA	322068	
(f)	Financial Institutions Banks		29	50089	0	0	50089	0.1689	0	0	0	0.0000	0	0.0000	0	0.0000	NA	34073	
(g)	Insurance Companies		2	280572	0	0	280572	0.9459	0	0	0	0.0000	0	0.0000	0	0.0000	NA	280572	
(h)	Provident Funds/ Pension Funds		0	0	0	0	0	0.0000	0	0	0	0.0000	0	0.0000	0	0.0000	NA	0	
(i)	Any Other Trust		3	609	0	0	609	0.0021	0	0	0	0.0000	0	0.0000	0	0.0000	NA	609	
	Sub Total (B)(1)		104	5500587	0	0	5500587	18.5444	0	0	0	0.0000	0	0.0000	0	0.0000	NA	5483221	
2	Central Government/ State Government(s)/ President of India		1	336	0	0	336	0.0011	0	0	0	0.0000	0	0.0000	0	0.0000	NA	0	
	Sub Total (B)(2)		1	336	0	0	336	0.0011	0	0	0	0.0000	0	0.0000	0	0	NA	0	
3	Non-Institutions																		
(a)	Individuals																		
i	Individual shareholders holding nominal share capital up to Rs. 2 lakhs.		27897	4763252	0	0	4763252	16.0586	0	0	0	0.0000	0	0.0000	0	0.0000	NA	3927686	
ii	Individual shareholders holding nominal share capital in excess of Rs. 2 lakhs.		30	2341843	0	0	2341843	7.8952	0	0	0	0.0000	0	0.0000	0	0.0000	NA	2341843	
1	TEJAS BHALCHANDRA TRIVEDI	AANPT5683R	1	432942	0	0	432942	1.4596	0	0	0	0.0000	0	0.0000	0	0.0000	NA	432942	
2	MINAXI BHALCHANDRA TRIVEDI	ABZPT7007J	1	360000	0	0	360000	1.2137	0	0	0	0.0000	0	0.0000	0	0.0000	NA	360000	
(b)	NBFCs registered with RBI		0	0	0	0	0	0.0000	0	0	0	0.0000	0	0.0000	0	0.0000	NA	0	
(c)	Employee Trusts		0	0	0	0	0	0.0000	0	0	0	0.0000	0	0.0000	0	0.0000	NA	0	
(d)	Overseas Depositories (holding DRs) (balancing figure)		0	0	0	0	0	0.0000	0	0	0	0.0000	0	0.0000	0	0.0000	NA	0	

(e)	Any Other (Specify)																	
i	Bodies Corporate *	363	1138963	0	0	1138963	3.8398	0	0	0	0.0000	0	0.0000	0	0.0000	NA	1110708	
ii	Clearing Member	55	38853	0	0	38853	0.1310	0	0	0	0.0000	0	0.0000	0	0.0000	NA	38853	
iii	Hindu Undivided Family	0	0	0	0	0	0.0000	0	0	0	0.0000	0	0.0000	0	0.0000	NA	0	
iv	Non Resident Indians (Non Repat)	129	44224	0	0	44224	0.1491	0	0	0	0.0000	0	0.0000	0	0.0000	NA	44224	
v	Non Resident Indians (Repat)	235	81484	0	0	81484	0.2747	0	0	0	0.0000	0	0.0000	0	0.0000	NA	77576	
vi	OCB	37	640089	0	0	640089	2.1580	0	0	0	0.0000	0	0.0000	0	0.0000	NA	640089	
	Sub Total (B)(3)	28746	9048708	0	0	9048708	30.5063	0	0	0	0.0000	0	0.0000	0	0.0000	NA	8180979	
	Total Public Shareholding (B)= (B)(1)+(B)(2)+(B)(3)	28851	14549631	0	0	14549631	49.0519	0	0	0	0.0000	0	0.0000	0	0.0000	0	0.0000	13664200

* 40490 shares remained unclaimed in 1091 shareholders accounts / folios have been moved and dematerialised in Atul Limited – Unclaimed Suspense Account. This shares are included and shown above in 3 (e) (i) i.e. Bodies Corporate.

Details of the shareholders acting as persons in Concert including their Shareholding (No. and %):

Details of Shares which remain unclaimed may be given hear along with details such as number of shareholders, outstanding shares held in demat/unclaimed suspense account, voting rights which are frozen etc.

Note:

(1) PAN would not be displayed on website of Stock Exchange(s).

(2) The above format needs to be disclosed along with the name of following persons: Institutions/Non Institutions holding more than 1% of total number of shares

(3) W.r.t. the information pertaining to Depository Receipts, the same may be disclosed in the respective columns to the extent information available and the balance to be disclosed as held by custodian.

GENERATED ON : 02/04/2016

NSDL : 31/03/2016

CDSL : 31/03/2016



Atul Ltd

Table IV - Statement showing shareholding pattern of the Non Promoter- Non Public shareholder

Category	Category of shareholder	PAN	No of share-holders	No of fully paid up equity shares held	No of Partly paid-up equity shares held	No of shares underlying Depository Receipts	Total nos of shares held	Shareholding as a % of total no of shares (calculated as per SCRR, 1957)	Number of Voting Rights held in each class of securities			No of Shares Underlying Outstanding convertible securities (including Warrants)	Shareholding as a % assuming full conversion of convertible securities (as a percentage of diluted share capital)	Number of Locked in shares		Number of Shares pledged or otherwise encumbered		Number of equity shares held in dematerialised form	
									No of Voting Rights		Total as a % of (A+B+C)			No (a)	As a % of total Shares held (b)	No (a)	As a % of total Shares held (b)		
									Class eg: X	Class eg: y									Total
(I)	(II)	(III)	(IV)	(V)	(VI)	(VII) = (IV)+(V)+ (VI)	(VIII) As a % of (A+B+C2)	(IX)			(X)	(XI)= (VII)+(X) As a % of (A+B+C2)	(XII)		(XIII)		(XIV)		
1	Custodian/DR Holder		0	0	0	0	0	0.0000	0	0	0	0.0000	0	0.0000	0	0.0000	0	0.0000	0
2	Employee Benefit Trust (under SEBI (Share based Employee Benefit) Regulations, 2014)		0	0	0	0	0	0.0000	0	0	0	0.0000	0	0.0000	0	0.0000	0	0.0000	0
	Total Non-Promoter- Non Public Shareholding (C)= (C)(1)+(C)(2)		0	0	0	0	0	0.0000	0	0	0	0.0000	0	0.0000	0	0.0000	0	0.0000	0

Note:

- (1) PAN would not be displayed on website of Stock Exchange(s).
- (2) The above format needs to disclose name of all holders holding more than 1% of total number of shares
- (3) W.r.t. the information pertaining to Depository Receipts, the same may be disclosed in the respective columns to the extent information available



GENERATED ON: 02/04/2016

NSDL: 31/03/2016

CDSL: 31/03/2016